



INSURAGUEST

Guesty Integration with InsuraGuest

InsuraGuest offers to Guesty clients the ability to purchase primary no-fault medical and property insurance that covers medical accidents, theft, or property damage which may occur from operating your vacation rental business.

What makes us different? We are considered GAP insurance which is inserted into every reservation. By inserting InsuraGuest into your property rental, you are adding a layer of protection which will address claims made by your guests on a primary no-fault basis. InsuraGuest is the only insurance policy on the market that includes primary no-fault accidental medical coverage. This means, if it's the guest's fault, we still pay the claim.

It hard enough to get a homeowners policy to provide insurance for your vacation rental property, and most policies only covers claims if it is the property's fault. Then once you get the policy in place, if you make a claim, the insurance company will elevate you to a "high" risk policy and up your premiums, or even worse, drop you.

With InsuraGuest you make a claim with us first.

- If a guest or their occupant slips and falls and are injured, but it is their fault, InsuraGuest will cover it.
- If a guest or their occupant are injured on your property and it is your fault, InsuraGuest will cover it.
- If a guest is robbed and their items are stolen, InsuraGuest will cover it.
- If a guest breaks something in your home, InsuraGuest will cover it.

**** Occupants mean guests of the renter, or someone attending a function or celebration at your property.**

Stop making claims on your homeowners' policy and start making claims with InsuraGuest.

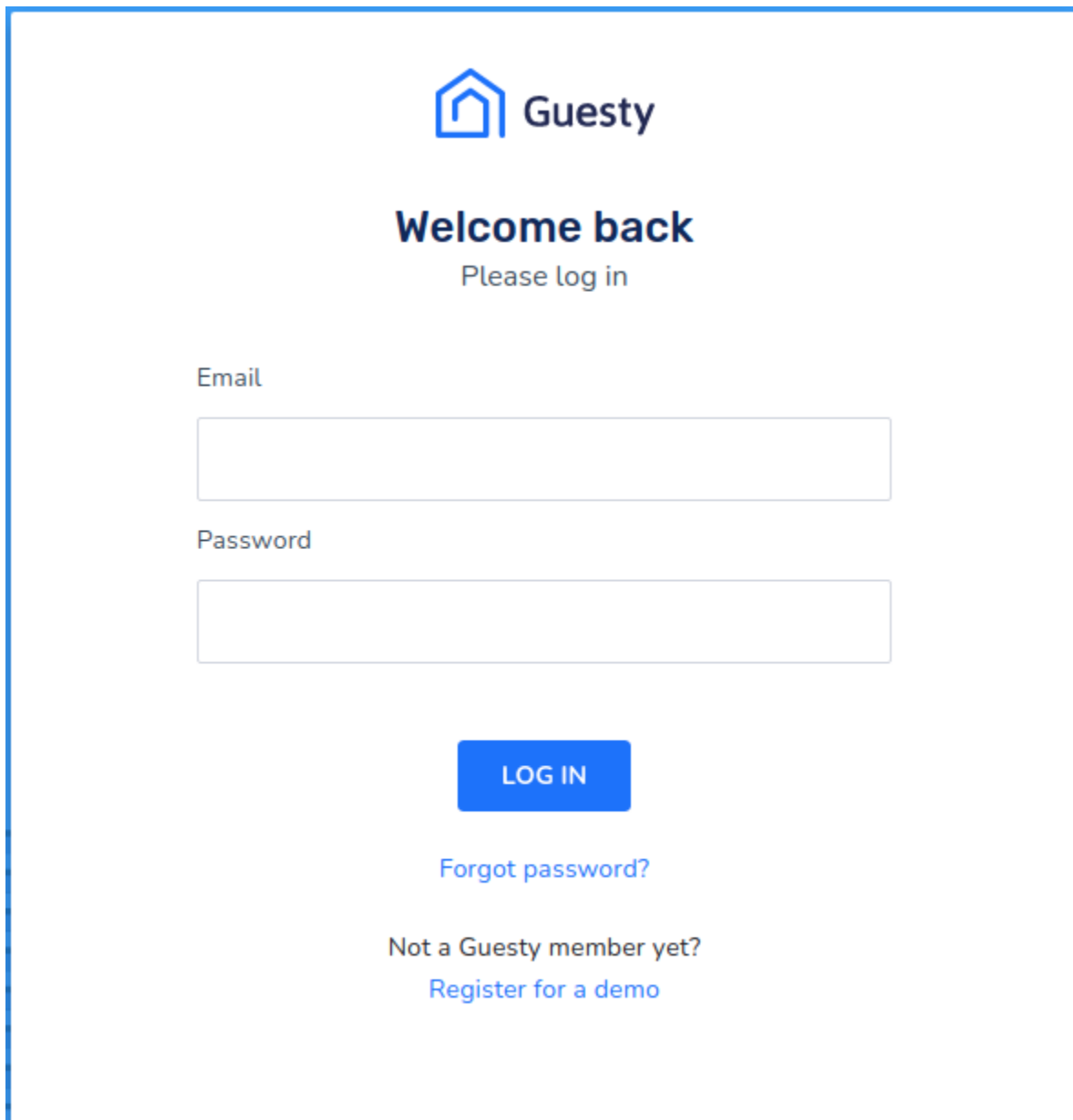
- As the primary no-fault insurance, any covered incident claim will be fully resolved by InsuraGuest, without the involvement of your regular homeowner's insurance policy. This reduces your risk ratio and your claim ratio, which may lower the cost of your homeowner's premiums.

- When you sign up with InsuraGuest, we issue a certificate that blanket covers all your properties inside your Guesty system, so you only sign up once.
- ***We do not do background checks on your guests before we cover your property; you are protected once you sign up.***
- Do you still need a homeowner's policy? **Yes**

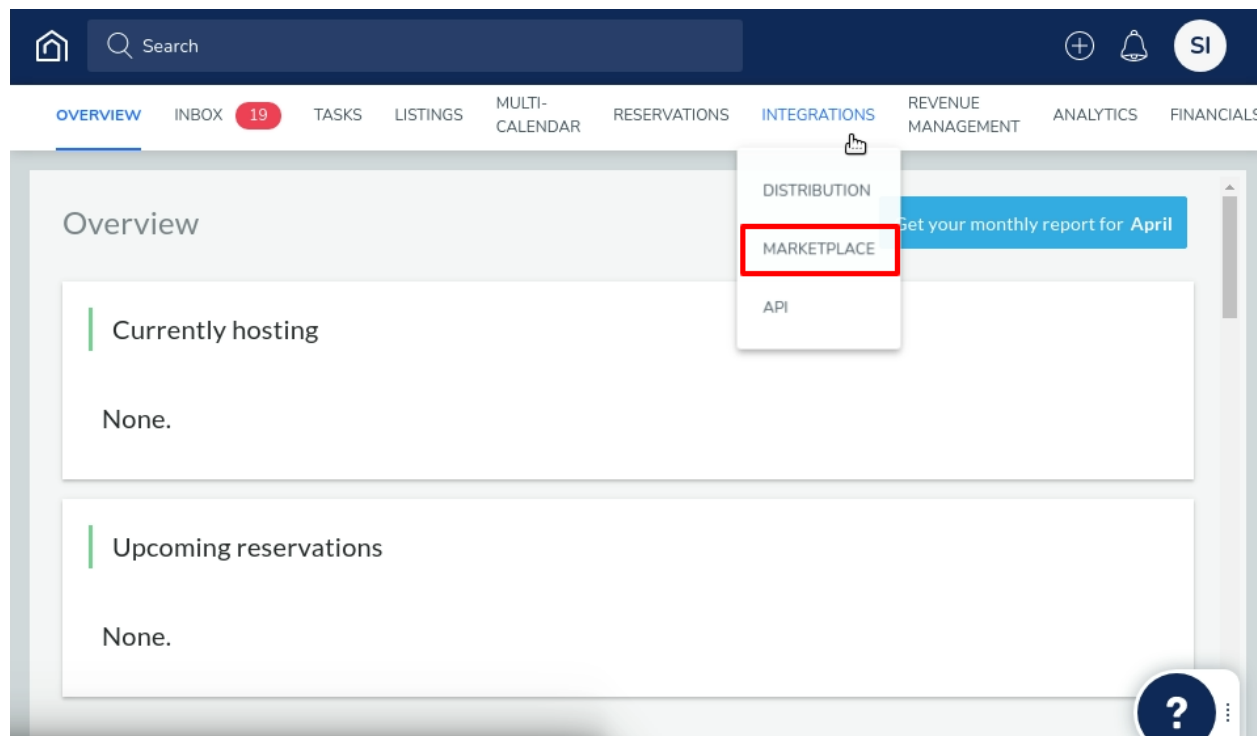
By choosing InsuraGuest, you are protecting your property from claims made by your guests and avoiding making a claim on your homeowner's policy. You are inserting a layer of protection that addresses claims on a primary no-fault basis.

How to set it up

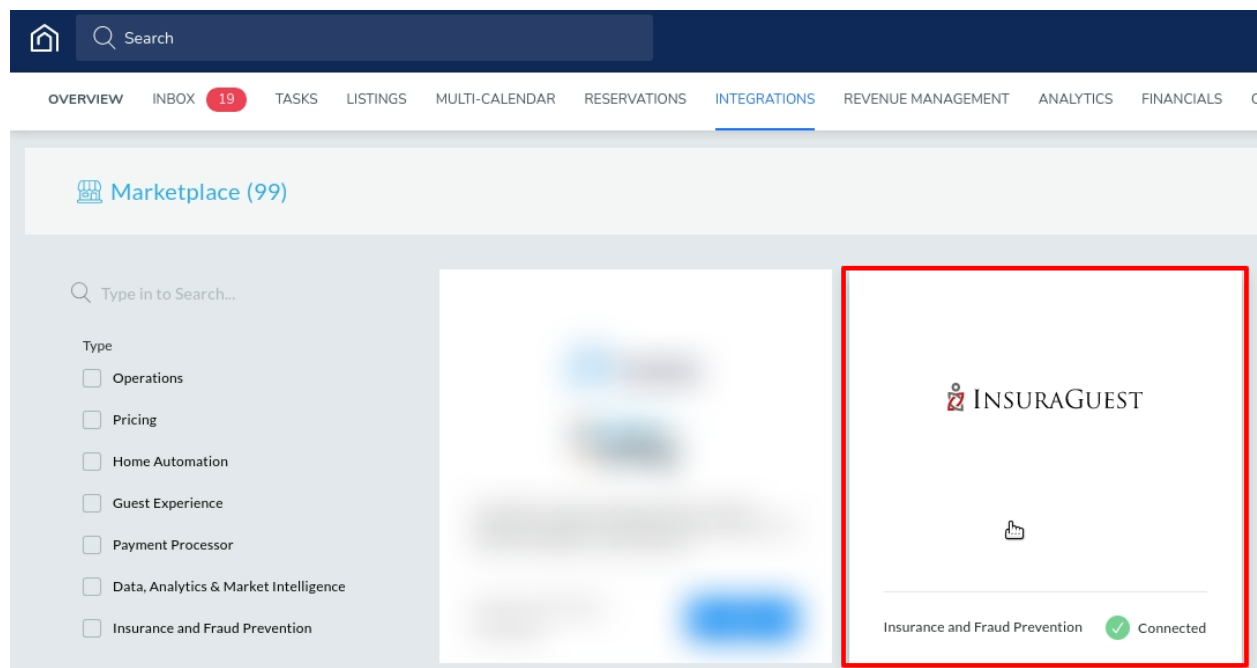
Step 1: Login to Guesty: <https://app.guesty.com/auth/login>

A screenshot of the Guesty login page. At the top center is the Guesty logo, which consists of a blue house icon followed by the word "Guesty" in a bold, sans-serif font. Below the logo, the text "Welcome back" is displayed in a large, bold, black font, with "Please log in" underneath it in a smaller, regular black font. There are two input fields: the first is labeled "Email" and the second is labeled "Password". Both fields are empty and have a light gray border. Below the password field is a blue button with the text "LOG IN" in white, uppercase letters. Underneath the button, there are two links: "Forgot password?" and "Not a Guesty member yet? Register for a demo", both in a blue, sans-serif font.

Step 2: Select the **Integrations** option from the top menu and Select **Marketplace**



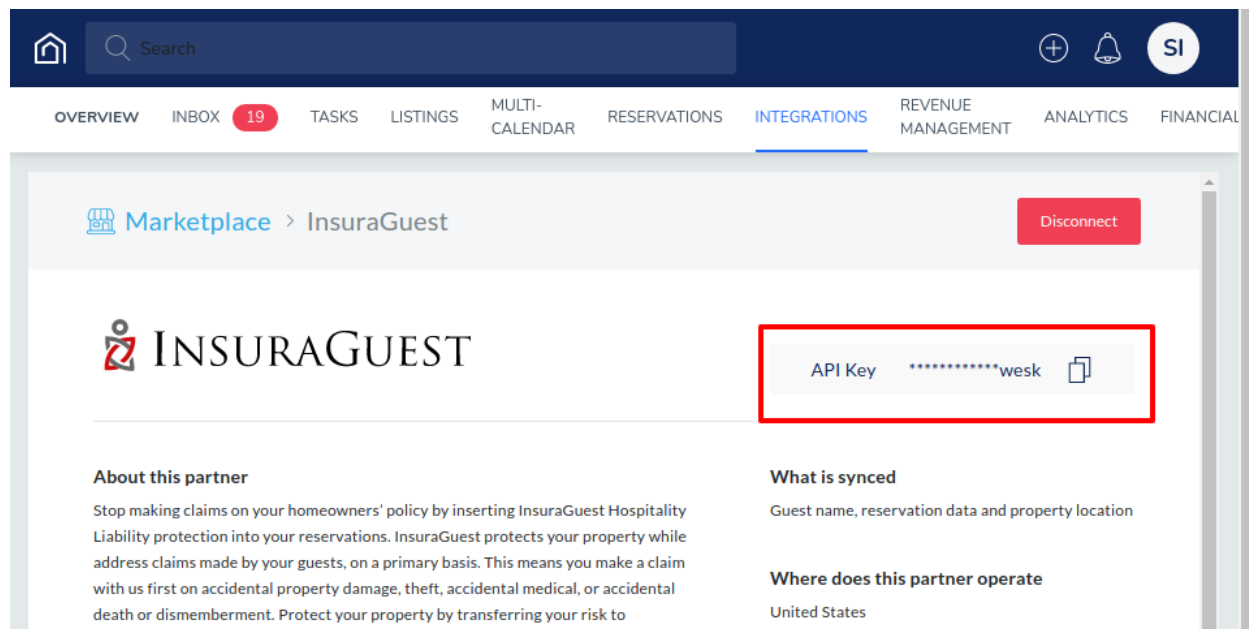
Step 3: Click on the InsuraGuest section



Step 4: Get API Key

Click on **Connect** button to activate InsuraGuest and copy the API Key

This API Key will be used to link Guesty to your InsuraGuest account



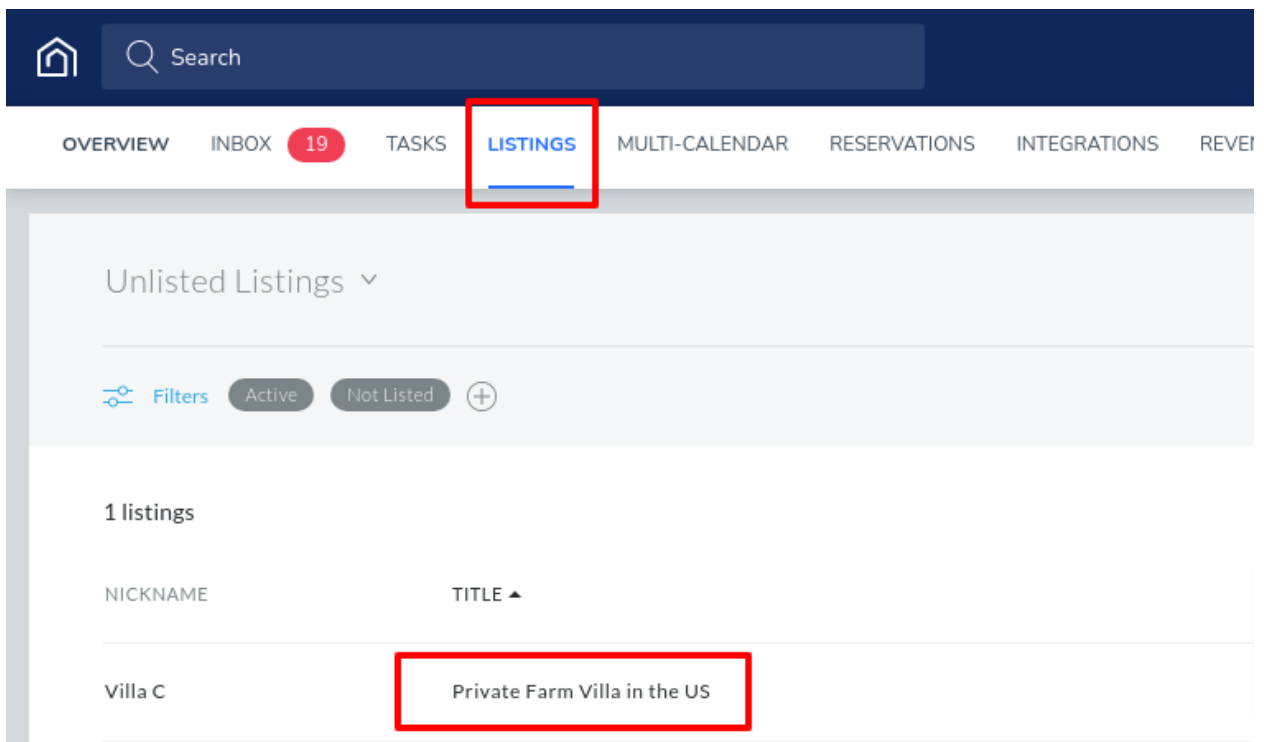
The screenshot shows a dashboard interface for the InsuraGuest integration. At the top, there is a navigation bar with a search bar and several menu items: OVERVIEW, INBOX (with a red notification badge showing '19'), TASKS, LISTINGS, MULTI-CALENDAR, RESERVATIONS, INTEGRATIONS (which is highlighted), REVENUE MANAGEMENT, ANALYTICS, and FINANCIAL. Below the navigation bar, the main content area is titled 'Marketplace > InsuraGuest' and includes a red 'Disconnect' button. The InsuraGuest logo is prominently displayed. A red rectangular box highlights the 'API Key' field, which contains a masked key ending in 'wesk' and a copy icon. Below the API key, there are three sections: 'About this partner' with a paragraph of text, 'What is synced' with the text 'Guest name, reservation data and property location', and 'Where does this partner operate' with the text 'United States'.

Step 5: Set up your InsuraGuest Fee as a mandatory fee:

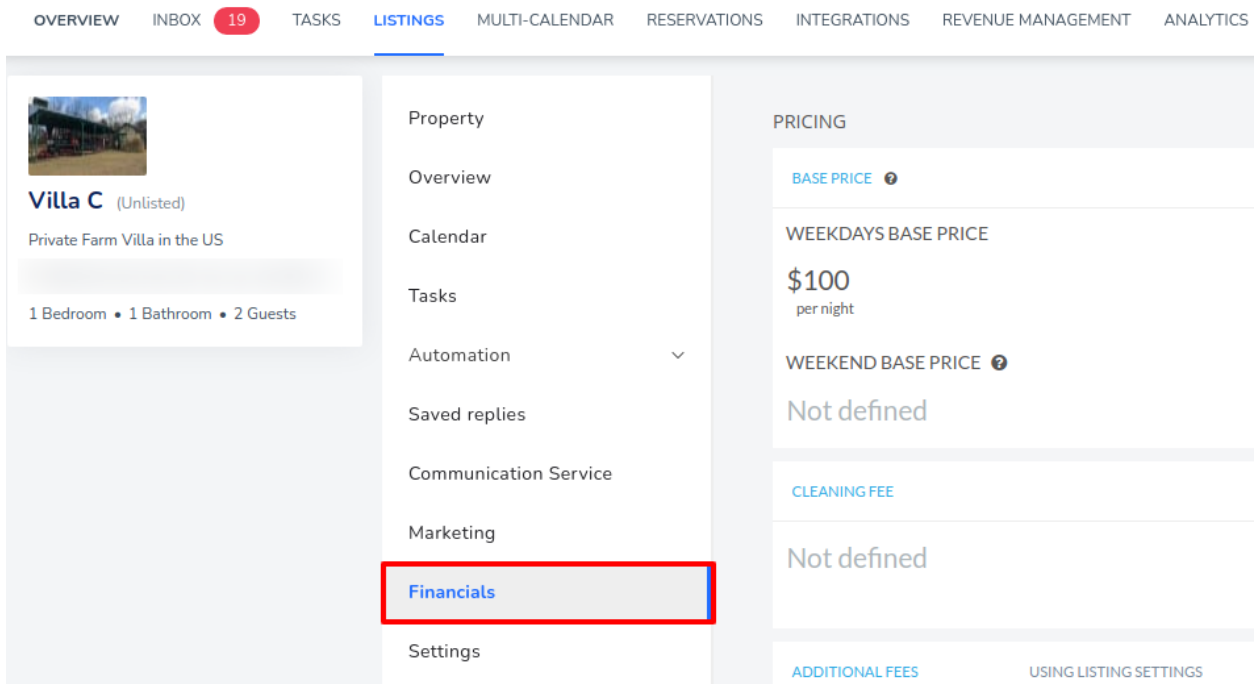
In addition to adding the InsuraGuest Insurance fee to the Guesty dashboard, you will need to go to each OTA (AirBnB, VRBO, Booking.com, etc) and add the InsuraGuest fee to those sites too.

Go to **Listings** from the top menu and select one of the properties.

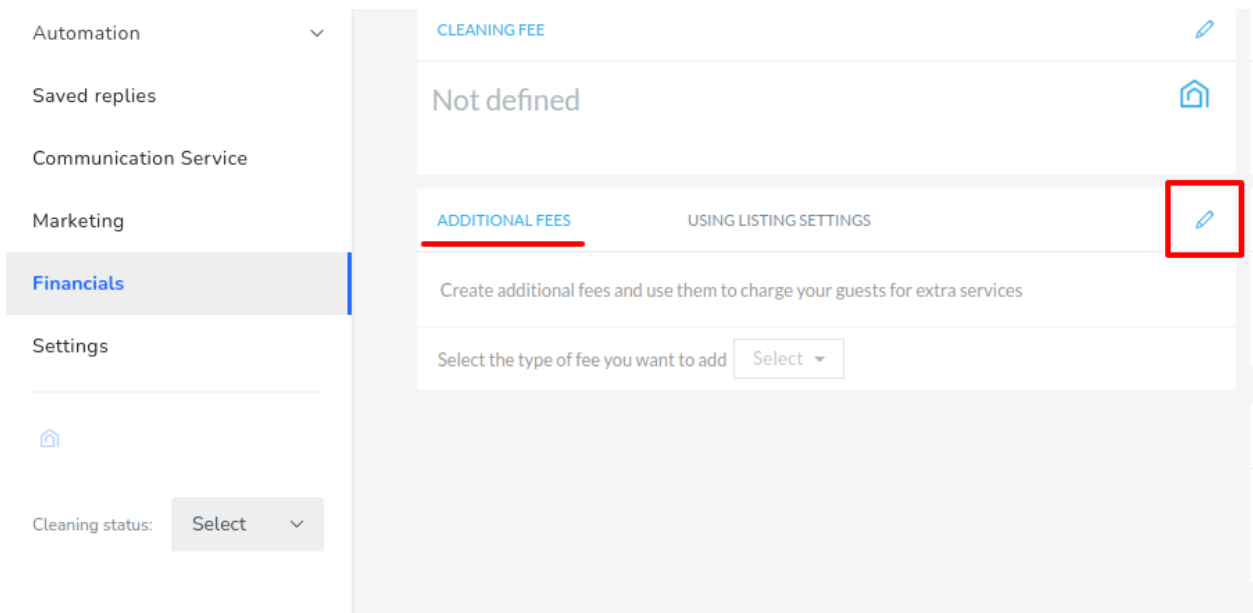
You will have to add the InsuraGuest fee to each property separately



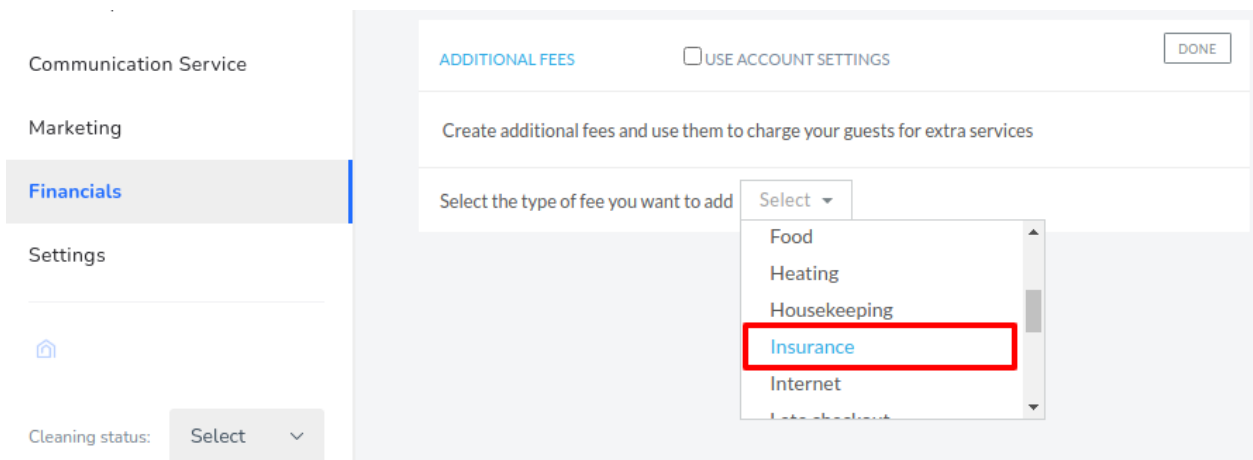
Step 6: Click on **Financials** from the middle menu list.



Step 7: Go to the **ADDITIONAL FEES** section and click on a pencil icon to edit or add charges. (Please check the screenshot below)



Step 8: Select the type of fee as **'Insurance'** from the dropdown menu.



Step 9: After selecting the type of fee you will see a form, Fill-up the form as below:

Fee type: **Insurance**

Name: **InsuraGuest**

Value: **\$9.95** per **"Per guest per night"**

After fill-up all the fields click on the **"SAVE"** button

ADDITIONAL FEES USE ACCOUNT SETTINGS DONE

Create additional fees and use them to charge your guests for extra services

fee type	name	value			
Insurance ▾	InsuraGuest	9.95	\$ ▾	per	Per guest per night ▾

Apply automatically to reservations from:

Manual sources Select channels ▾

Integrations Select integrations ▾

! Additional fees are not synced to channels and therefore will not be seen by guests when booking via channel.

CANCEL SAVE

Step 10: Go to InsuraGuest Guesty website & Register Your Vacation Rental:

InsuraGuest Guesty website URL:-

<https://hospitality.insuraguest.com/guesty>

InsuraGuest: A hospitality Provider's First Line of Defense.

Hospitality Liability coverages that offer an additional layer of protection

Stop making claims on your homeowners' policy by inserting InsuraGuest Hospitality Liability protection into your reservations. InsuraGuest protects your property while address claims made by your guests, on a primary basis. This means you make a claim with us first on accidental property damage, theft, accidental medical, or accidental death or dismemberment. Protect your property by transferring your risk to InsuraGuest!

Features include:

- ✓ Up to \$1,000,000 in coverage for your property, its contents, and accidental medical.
- ✓ Insurance is automatically attached to every reservation.
- ✓ Primary coverage – submit claims with us first
- ✓ Blanket cover all your properties with one application
- ✓ Reduce your property's risk
- ✓ Save 10% + on your current insurance
- ✓ Protect your property while protecting your guests

REGISTER YOUR VACATION RENTAL !

I'm not a robot

reCAPTCHA
Privacy · Terms

I agree to InsuraGuest's [Terms of Use](#) and [Privacy Policy](#) to process email through InsuraGuest, I acknowledge and agree to InsuraGuest's Terms of Service.

GET STARTED

Step 11: Complete Your Registration:

Fill up all the details & Accept the terms and conditions of InsuraGuest.



INSURAGUEST

Terms and Conditions

[Send By Email](#)

IMPORTANT

Please read the following terms before using InsuraGuest for your property. By using InsuraGuest's insurtech platform and Hospitality Liability policy, you are agreeing to be bound by the InsuraGuest Terms and Conditions. If you choose to use InsuraGuest, you are agreeing to be bound by the respective InsuraGuest software license and risk purchasing membership agreement Terms and Conditions.

A. InsuraGuest Software Licensing Terms and Conditions

ACCEPT

B. InsuraGuest Risk Purchasing Membership Terms and Conditions


ACCEPT

PLEASE READ ALL THE TERMS AND CONDITIONS CAREFULLY BEFORE USING THE INSURAGUEST SOFTWARE OR JOINING THE INSURAGUEST RISK PURCHASING GROUP AS A MEMBER. BY USING THE INSURAGUEST PRODUCTS, AS APPLICABLE, YOU ARE AGREEING TO BE BOUND BY THE TERMS OF THESE AGREEMENTS.

IF YOU DO NOT AGREE TO THE TERMS AND CONDITIONS, DO NOT USE INSURAGUEST. IF YOU

Step 12: Insert **API Key** and click on “Save & Next” button

Complete Your Registration



Application Form Payment Details Finish

Application Form

<p>Property Management System Name</p> <input type="text" value="Guesty"/>	<p>How Many Properties?</p> <input type="text" value="453"/>
<p>Property Management System Uid / API Key</p> <div style="border: 2px solid red; padding: 2px;"> <input type="text" value="Property Management System Uid / API Key"/> </div>	<p>Alternate Email</p> <input type="text" value="test@yopmail.com"/>
<p>Email</p> <input type="text" value="john@yopmail.com"/>	<p>Contact Number</p> <input type="text" value="888888887"/>
<p>Website</p> <input type="text" value="abc.com"/>	

Step 13: Confirm your payment details and click on “Submit” button

Complete Your Registration

Application Form Payment Details Finish

Card Payment ACH Payment

Customer Information

First Name: Last Name:

Credit Card Information

Name : Visa	Card Number : [Redacted]	Valid Till : [Redacted]	Change
-----------------------	------------------------------------	-----------------------------------	------------------------

[← PREVIOUS](#) [SUBMIT →](#)

Complete Your Registration

Application Form Payment Details Finish

Card Payment ACH Payment

Customer Information

First Name:

Credit Card Information


Name :
Visa

Card Number :
[Redacted]

Valid Till :
[Redacted]

[Change](#)

[← PREVIOUS](#) [SUBMIT →](#)



Thank you for registering your
Vacation Rental property!

You will receive an email once your account has been
approved.

[OK](#)

Step 14: Go Live: Once Verification is complete your Vacation Rental is READY!!

You can Manage your live transactions on the InsuraGuest dashboard when you login.

Please look for an email from InsuraGuest within the next couple of days with your insurance certificates and summary of coverages.

** End of the Document **